

The ultimate hybrid CAD solution for the creation of moulds and tools

thinktooling is think3's comprehensive CAD solution designed for tool makers and engineers specializing in tool & die. Built on strong CAD foundations, thinktooling features think3's innovative technologies such as GSM³ (Global Shape Modeling) and Zone Modeling, that allow real-time modifications of complex models. thinktooling includes libraries of 3D components and the most popular commercial catalogs and it can be completed by adding CAM software, a wide range of direct converters and the fully integrated thinkPLM solution. The management of files in various CAD formats of varying quality levels is one of the most challenging tasks for mould makers. Therefore it is very important to have the right tools to easily modify the models in neutral formats (IGES, STEP, etc...) they receive from their customers. A key element of the mould design process is still made in a "mixed environment", that brings together the speed of 2D and the quality and accuracy of surface and solid modeling. For this reason, thinktooling offers a single 2D/3D integrated design environment, that can be used by specialists according to their needs.

2D/3D/PLM Transparency

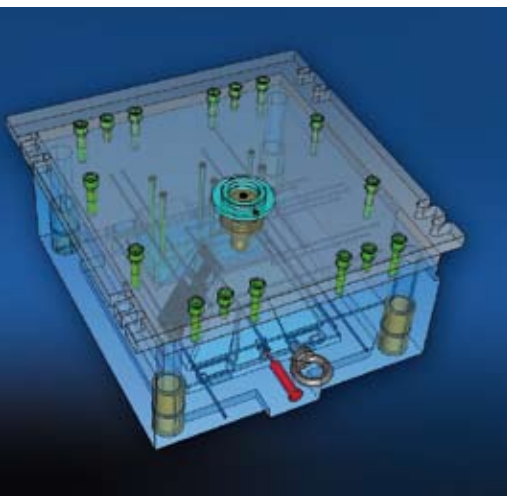
thinktooling offers a single design environment with 2D/3D/PLM (Product Life-cycle Management) transparency, eliminating the need of expensive 2D/3D interfaces. thinktooling's best-in-class 2D and 3D environments, ensure extremely high interoperability levels. In addition, thinktooling perfectly integrates with thinkPLM, think3' PLM application suite. thinkPLM enables users to generate BOMs or perform data searches and it is a critical tool for review management activities and mould and equipment maintenance cycles.

Hybrid Modeling

thinktooling is the only software on the market offering unsurpassed hybrid modeling capabilities that allow a perfect integration of tools for solids and surfaces. It is possible to use curves, surfaces and solids and to switch between surfacing modeling and solid modeling techniques in very natural way. While switching between surfaces and solid modeling, users can keep control of the model using "associative" features. thinktooling brings together an accurate solid modeling and a flexible surface modeling.

GSM³ Global Shape Modeling

GSM³ Global Shape Modeling is the only creation and modification tool that allows to make global, accurate and quick changes, at any stage of the design process. Global Shape Modeling, Zone Modeling, Capping and Zone Draft are just a few of the powerful features that allow to modify or rebuild imperfect shapes (open solids) on imported, native or standard data.


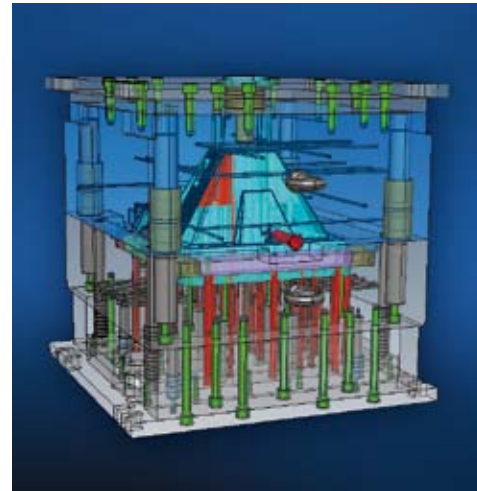


Interactive Solid Modeling (ISM)

Thanks to the Interactive Solid Modeling feature it is possible to modify a solid model in real time, even if it is imported. Radii, drawing beads and other technical details can be removed, surfaces moved and an existing geometric shape replaced with a new one. These modifications are associative and maintain the surface structure (topology) of the solid model. Throughout ISM engineers can tune the models at very late stage of the process.

Smart Objects e Adaptive Measures

Smart objects enable users to capture, reuse and share a part or the whole project, ensuring greater compliance to enterprise standards, fewer errors and faster design cycles. They enable the creation of customized smart object libraries. Adaptive measures make the approach to component design in the context of the tool & die assembly more direct and intuitive. When inserting or editing features, values can be read from the surrounding geometric shapes with a simple mouse click, preserving their associativity. As a consequence the top-down design of parts and assemblies becomes faster and less prone to errors compared to manual methods. It is also possible to quickly create a 3D model from 2D drawings in DWG/DXF formats.



Global Sweep

This particular curve sweeping method along a 2D or 3D path, which may contain sharp corners, is also associative. Users can test different shapes by changing reference curves and boundaries. For example, to prepare an object for mould making, it allows to create parting surfaces. When modifying the figure, the parting curve will change and its surfaces will be automatically updated.

2D and 3D Translators

thinktooling provides 2D translators for DWG, DXF, IGES and GBG Draftmaker, as well as 3D translators for IGES, STEP, STL, VDA, VRML, WaveFront, IV, Viewpoint, thinkdesign's neutral format and ASCII. Other think3 translation platforms (available separately) support most proprietary 3D formats as well as the two-way conversion of Catia V5, Pro/E and Parasolid files. A two way converter for Catia V4 files is also available (2D included).

Mktg 11/2007

System requirements for thinktooling

Minimum

- Microsoft® Windows® 2000 professional/ Server SP4 or higher, XP Professional/ Home SP2 or higher, XP Professional x64 Edition and Vista™
- Intel® Pentium® 4 2.4 GHz or equivalent
- 1 GB System Memory (RAM)
- 1 GB Virtual Memory (paging)
- 500 MB Hard disk space for typical installation
- 128 MB Vram OpenGL™ Graphic Accelerator
- Microsoft® Internet Explorer 6.0 SP1 or higher.

Suggested

- Microsoft® Windows® 2000 professional/ Server SP4 or higher, XP Professional/ Home SP2 or higher, XP Professional x64 Edition and Vista™
- Intel® Pentium® 4 2.8 GHz or equivalent
- 2 GB System Memory (RAM)
- 2 GB Virtual Memory (paging)
- 500 MB Hard disk space for typical installation
- 256 MB Vram OpenGL™ Graphic Accelerator
- Microsoft® Internet Explorer 6.0 SP1 or higher.

Speech system:

- Sound board (Sound Blaster suggested)
- Headphones, microphone or other audio devices (PC Microphone HEADSET Anc 500 EU suggested).

Supported special input devices

Motion controllers:
3Dconnexion (SpaceBall® 5000,
SpaceTraveler™, SpaceMouse®, CadMan®)

think3®

www.think3.com

© 2007 think3 Inc. All rights reserved. think3, the think3 logo, thinkdesign thinktooling, thinkteam and thinkre-shape are registered and unregistered trademarks of think3 Inc. All other trademarks, product names and company names or logos mentioned herein may be the property of their respective owners.